

Key to cable colors

| | | |
|----|-------------|---|
| 1 | Black | Battery 23 to starter motor relay 24 |
| 2 | Red | Regulator 22 to battery 23 |
| 3 | Red | Battery 23 to ignition switch 20 |
| 4 | Grey-red | Generator 21 to regulator 22 |
| 5 | White | Generator 21 to regulator 22 |
| 6 | Black | Terminal with fuses 3 to stop cut-out 37 |
| 7 | Black | Headlight bulb 2 to distributing block 4 |
| 8 | Green-black | Headlight bulb 2 to distributing block 4 |
| 9 | Green | High beam bulb 2 to distributing block 4 |
| 10 | Brown | Terminal block with fuses 3 to ignition switch 20 |
| 11 | Blue-black | Terminal with fuses 3 to start button 33 |
| 12 | Blue-black | Terminal with fuses 3 to H.T. coil 28 |
| 13 | Red | Terminal with fuses 3 to ignition switch 15/54 |
| 14 | White-black | Terminal with fuses 3 to separate fuse 5 |
| 15 | Red | Terminal with fuses 3 to ignition switch 30/30 |
| 16 | Grey-black | Terminal with fuses 3 to front side red light switch 31 |
| 17 | White-black | Terminal with fuses 3 to rear flasher cut-out 7 |
| 18 | Black | Terminal with fuses 3 to turn flasher cut- |

| | | |
|----|--------------|--|
| | | out 34 |
| 19 | Orange | Terminal with fuses 3 to light switch and horn button 30 |
| 20 | Violet | Terminal with fuses 3 to turn signal switch 32 |
| 21 | Violet | Terminal with fuses 3 to flasher cut-out 34 |
| 22 | Black-white | Terminal with fuses 3 to red indicator light 19 |
| 23 | Grey-red | Distributing block 4 to light switch 30 |
| 24 | Yellow-black | Distributing block 4 to red warning light for high beam 16 |
| 25 | White | Distributing block 4 to speed lamp 15 |
| 26 | Black | Distributing block 4 to light switch 30 |
| 27 | Black | Distributing block 4 to horn 36 |
| 28 | Black | Distributing block 4 to ground |
| 29 | Green | Distributing block 4 to light switch 30 |
| 30 | Green-black | Distributing block 4 to light switch 30 |
| 31 | Black | Fuse 5 to horn 36 |
| 32 | Black | Fuse 5 to cut-out 36 |
| 33 | Black-yellow | L/H turn indicator 43 to rear block 40 |
| 34 | Yellow-black | Distributing block 40 to front block 30 |
| 35 | Yellow | Supplementary light 50 to cut-out 6 |
| 36 | Blue | Front lateral light switch (red) 31 to front block 13 |
| 37 | Red | Generator 21 to indicator light 19 |

| | | |
|----|------------|---|
| 38 | Black | H.T. coil 28 to contact breaker 27 |
| 39 | Black | H.T. coil 28 to distributor 26 |
| 40 | Black | Distributor 26 to plug 29 |
| 41 | Black | Starter motor relay 24 to starter motor 25 |
| 42 | Black | Starter motor relay 24 to neutral indicator cut-out 39 |
| 43 | Yellow | Headlight distributing block 4 to rear distributing block 40 |
| 44 | Brown | Starter relay 24 to start button 33 |
| 45 | Yellow | L/H rear light 45 to rear block 40 |
| 46 | Blue-black | Rear amber flasher 43 to rear distributing block 40 |
| 47 | Yellow | Number plate and stop light 41 to rear block 40 |
| 48 | Black | Number plate and stop light 41 to rear block 40 |
| 49 | Yellow | R/H rear flasher 42 to rear block 40 |
| 50 | Yellow | R/H rear blue light 44 to rear block 40 |
| 51 | Yellow | R/H rear block 40 to front distributing block 13 |
| 52 | Blue-black | Rear distributing block 40 to front distributing block 13 |
| 53 | Green | Neutral indicator cut-out 39 to amber indicator 18 |
| 54 | Blue | Front distributing block 13 to red warning lamp for front red light 8 |
| 55 | Blue | Front distributing block 13 to R/H red front light 46 |
| 56 | Blue- | Front distributing block 13 to amber rear |

| | | |
|----|--------------|--|
| | black | light cut-out 35 |
| 57 | Yellow | Front distributing block 13 to turn signal 32 |
| 58 | Yellow | Front distributing block 13 to green warning lamp for R/H flasher 11 |
| 59 | Yellow-black | Front distributing block 13 to green warning light 18 |
| 60 | Yellow-black | Front distributing block 13 to turn signal lamp switch 32 |
| 61 | Black-white | Rear amber cut-out 35 to cut-out 7 |
| 62 | Black | Rear block 40 to stop light cut-out 37 |
| 63 | Blue-black | Rear light amber flasher 42 to rear block 40 |
| 64 | Yellow-black | Front distributing block 13 to amber turn indicator bulb 49 |
| 65 | Blue-black | Front block 13 to blue warning light 9 |

Ignition switch positions


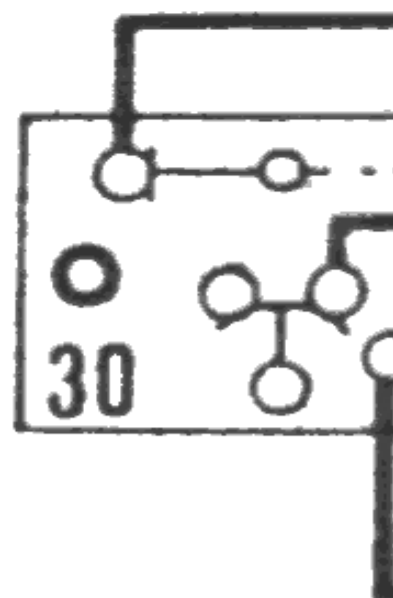
| | |
|---|--|
| 0 | |
| 1 | 30/30 int. |
| 2 | 30/30 int. 15/54 |
| 3 | Not applicable for systems incorporating starter button. |

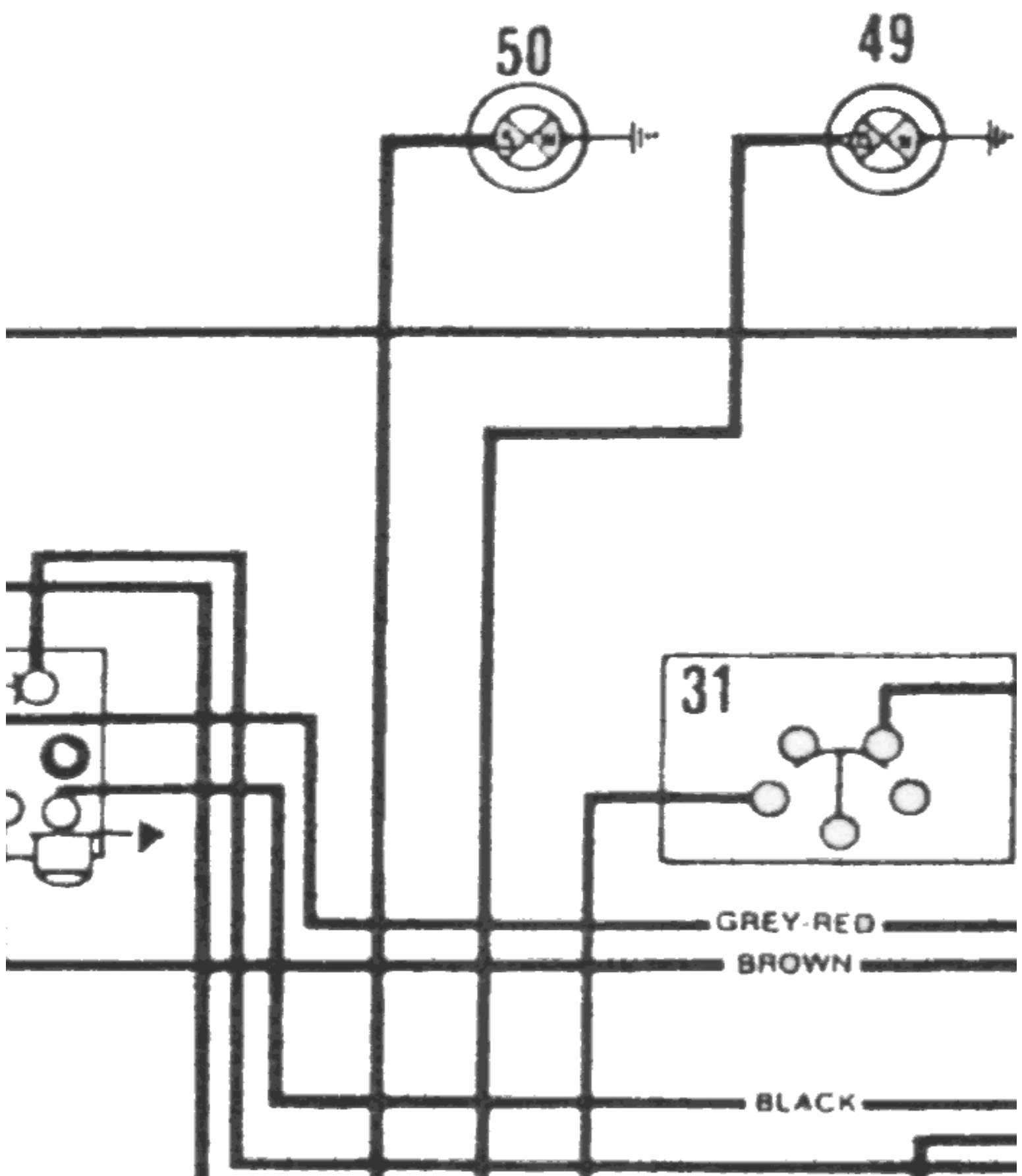
Legend

| | |
|----|---|
| 1 | Headlight |
| 2 | High and low beam lamp (45/40W – 12V) |
| 3 | Terminal block with fuses |
| 4 | Distribution block in headlight |
| 5 | Fuse for horn and additional light |
| 6 | Cut-out for additional light |
| 7 | Cut-out for rear amber flashers |
| 8 | Red warning lamp for front red lights (bulb 3W – 12V) |
| 9 | Blue warning light for amber rear lamps (bulb 3W – 12V) |
| 10 | Green warning lamp for L/H flasher (bulb 3W – 12V) |
| 11 | Green warning lamp for R/H flasher (bulb 3W – 12V) |
| 12 | Instrument panel |
| 13 | Front distribution block |
| 14 | Mile speedometer |
| 15 | Speedometer illumination lamp (3W – 12V) |
| 16 | Red warning light for high beam (bulb 3W – 12V) |
| 17 | Red oil pressure indicator (bulb 3W – 12V) |
| 18 | Amber neutral indicator lamp (bulb 3W – 12V) |
| 19 | Red indicator light for insufficient battery charge |
| 20 | Ignition switch |
| 21 | Generator |
| 22 | Regulator |
| 23 | Battery |
| 24 | Starter motor relay |
| 25 | Starter motor |

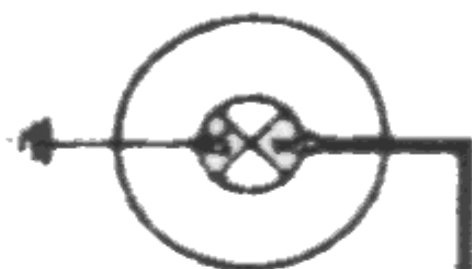
| | |
|----|---|
| 26 | Distributor |
| 27 | Contact breaker |
| 28 | H.T. coil |
| 29 | Spark plug |
| 30 | Light switch and horn button |
| 31 | Front side red lights switch |
| 32 | Turn signal flashing lamps switch |
| 33 | Start button |
| 34 | Turn flashers cut-out (28W – 12V) |
| 35 | Amber rear lights cut-out (40W – 12V) |
| 36 | Horn |
| 37 | Stop light cut-out, rear brake |
| 38 | Oil pressure solenoid |
| 39 | Neutral indicator cut-out |
| 40 | Rear distributing block |
| 41 | Number plate and stop light (5/20W – 12V) |
| 42 | R/H rear light amber flasher (bulb 5/20W – 12V) |
| 43 | L/H rear light amber flasher (bulb 5/20W – 12V) |
| 44 | R/H rear light, blue (bulb 5W – 12V) |
| 45 | L/H rear light, blue (bulb 5W – 12V) |
| 46 | R/H red front light (bulb 15W – 12V) |
| 47 | L/H red front light (bulb 15W – 12V) |
| 48 | R/H amber turn indicator (bulb 15W – 12V) |
| 49 | L/H amber turn indicator (bulb 15W – 12V) |
| 50 | Additional light for police duties |
| 51 | Stop light cut-out, front brake |

BLUE-BLACK





47



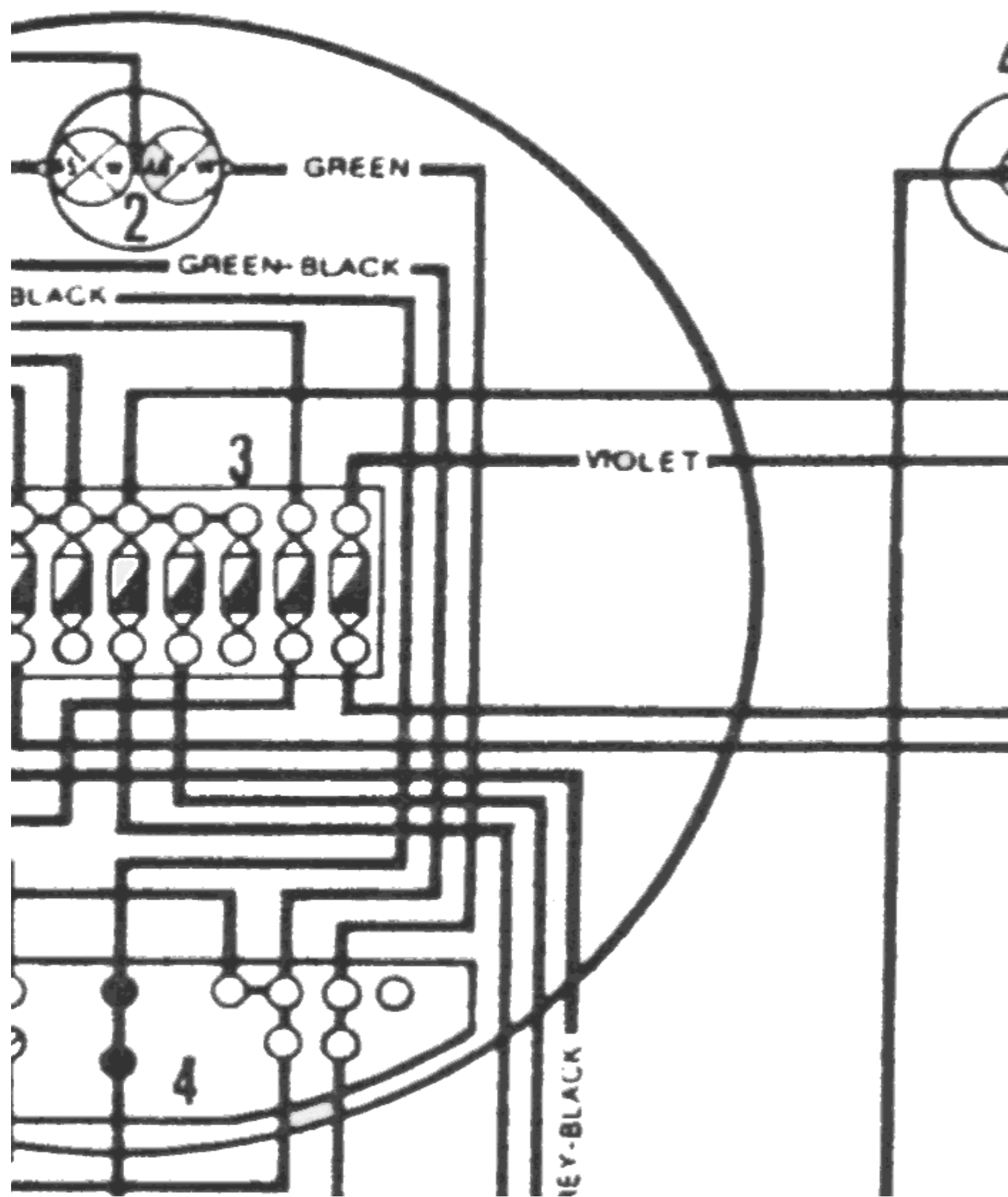
1

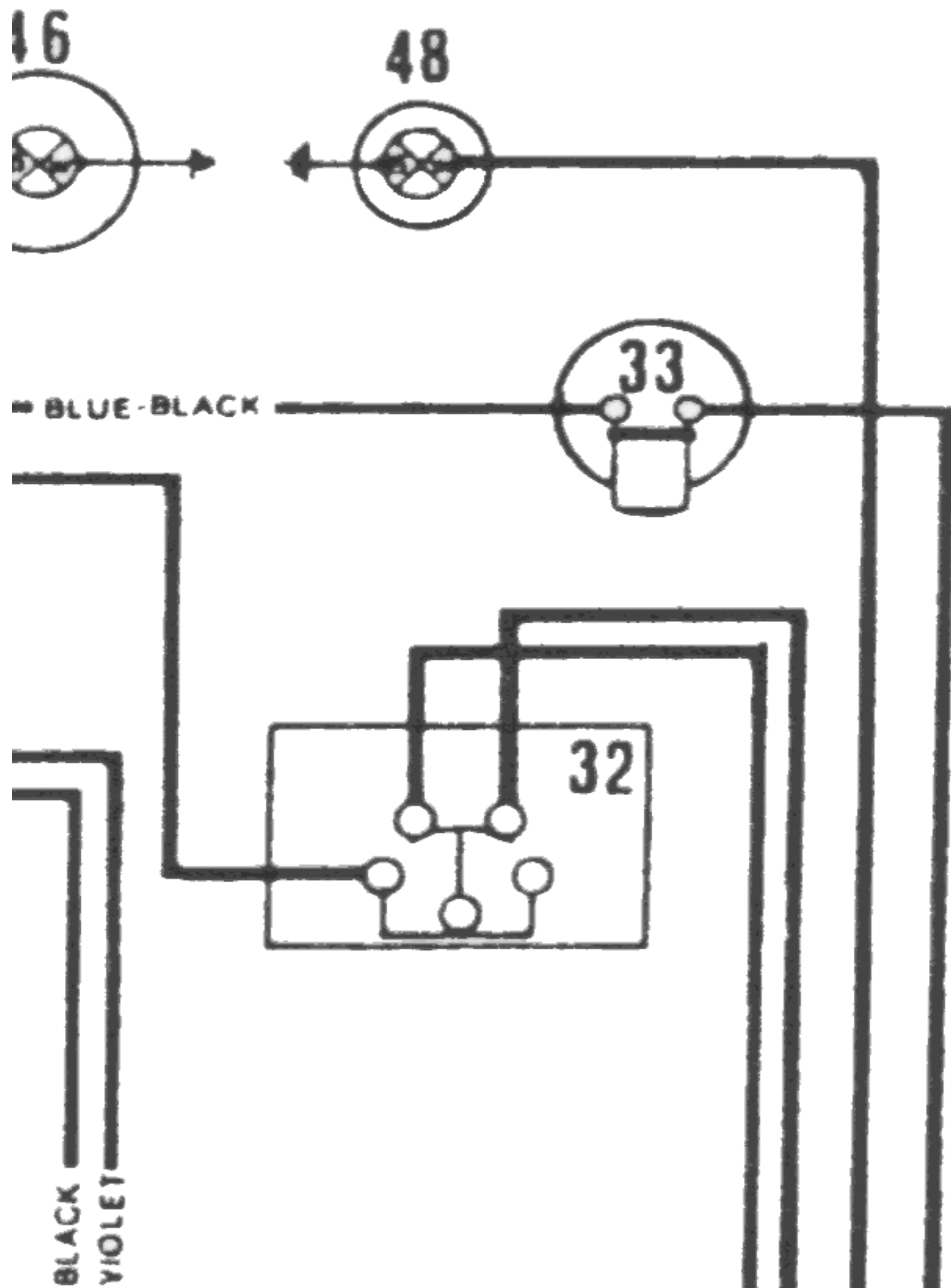
WHITE-BLACK

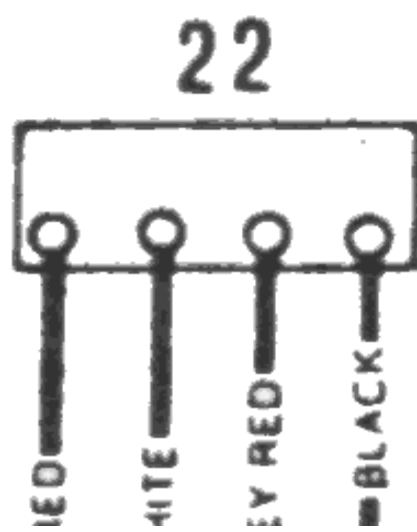
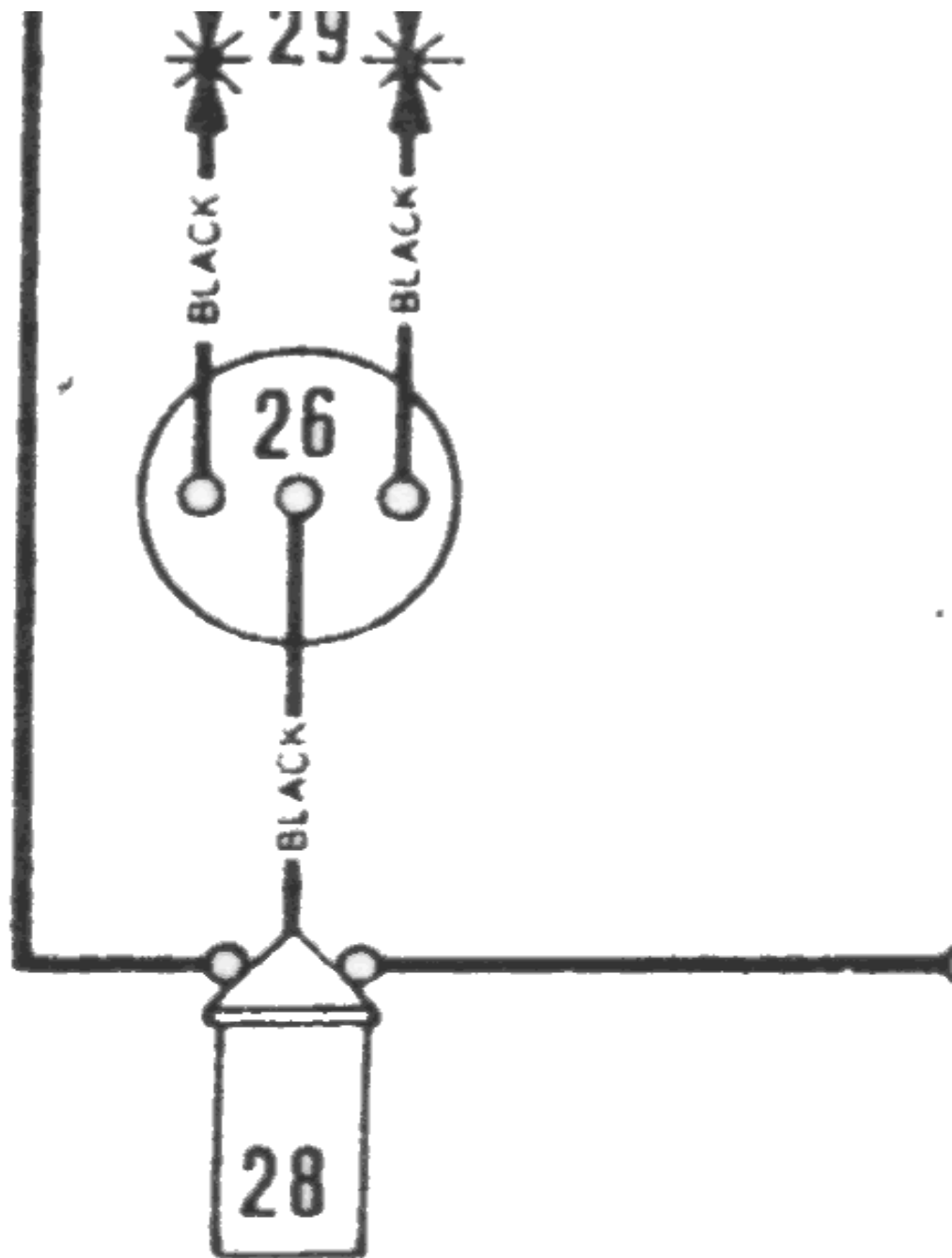
5

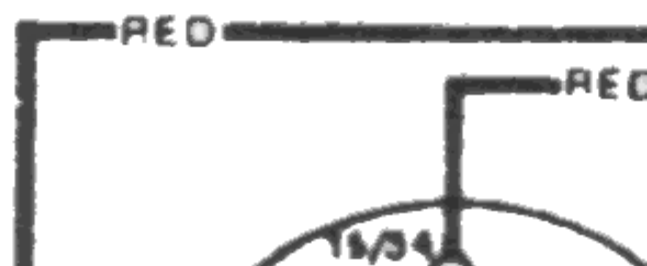
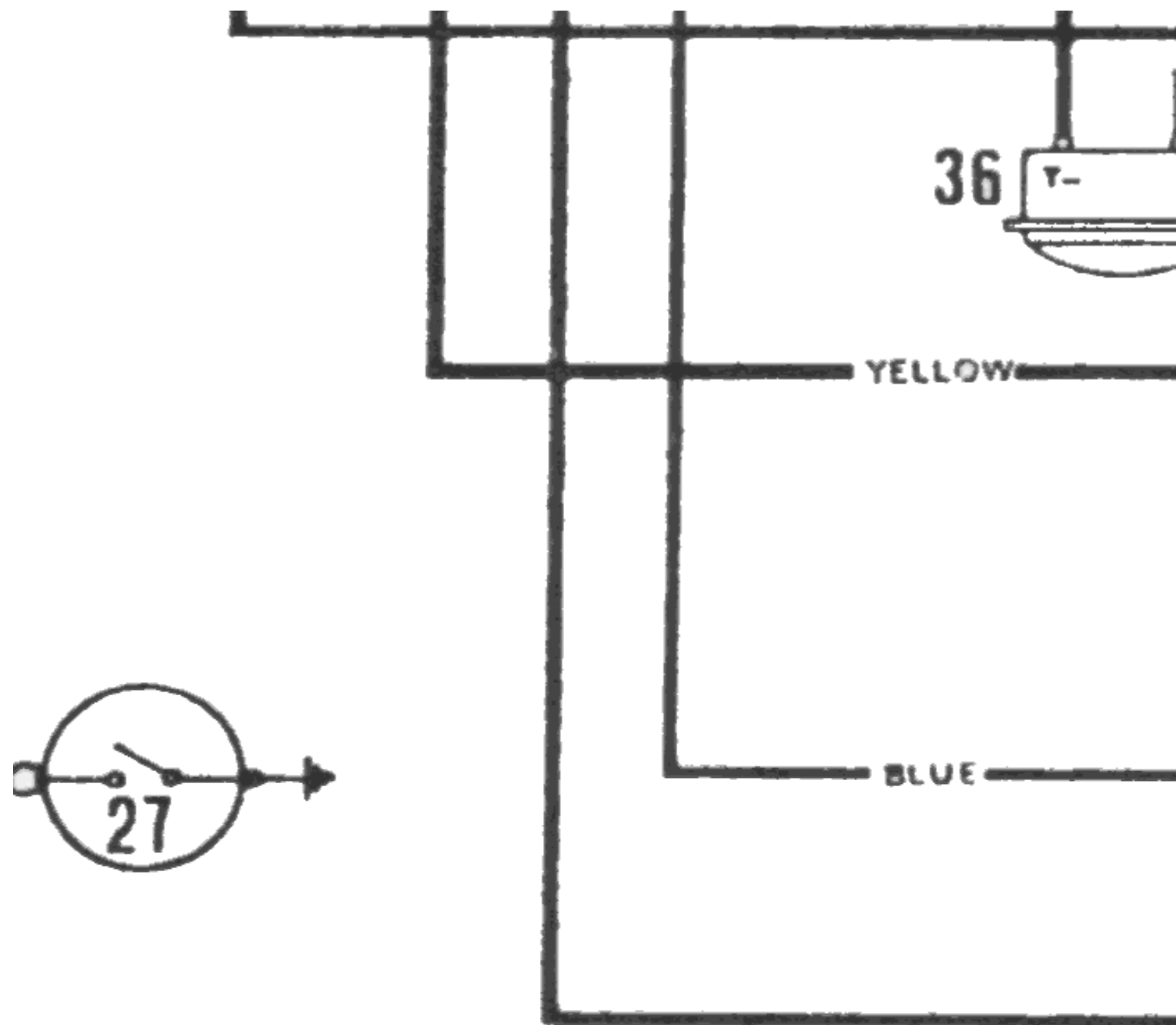
GREY-BLACK

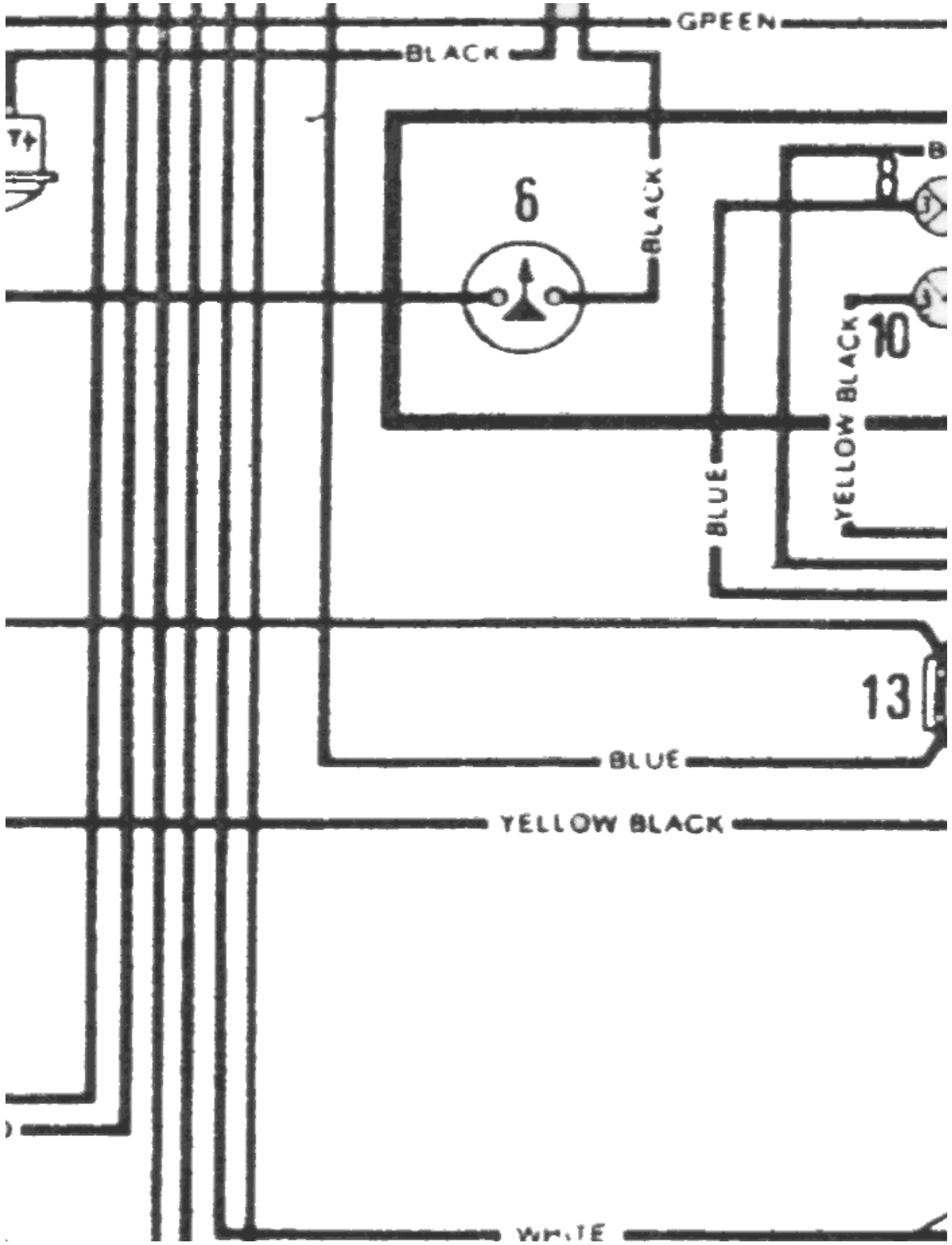
BLACK
GREEN-BLACK

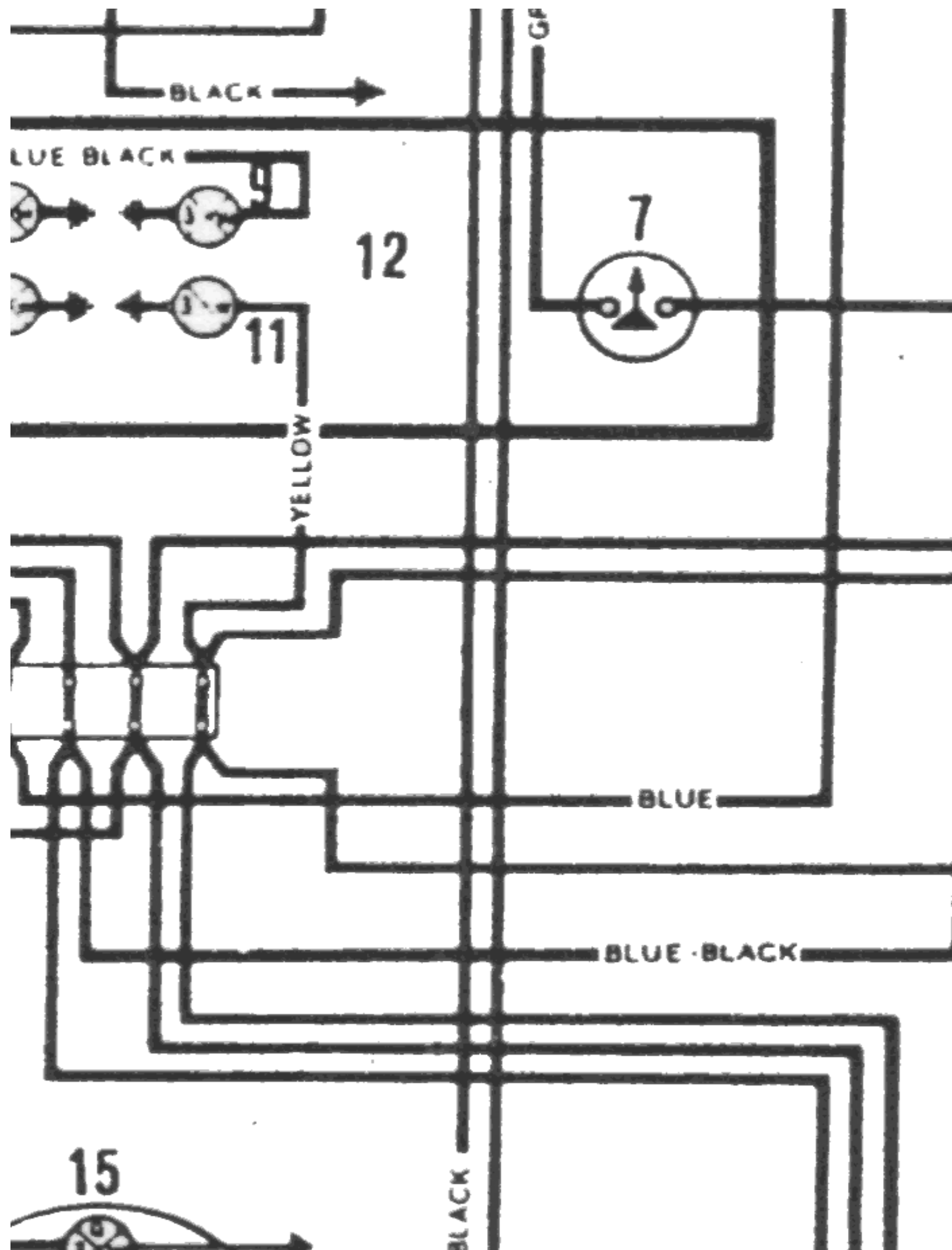


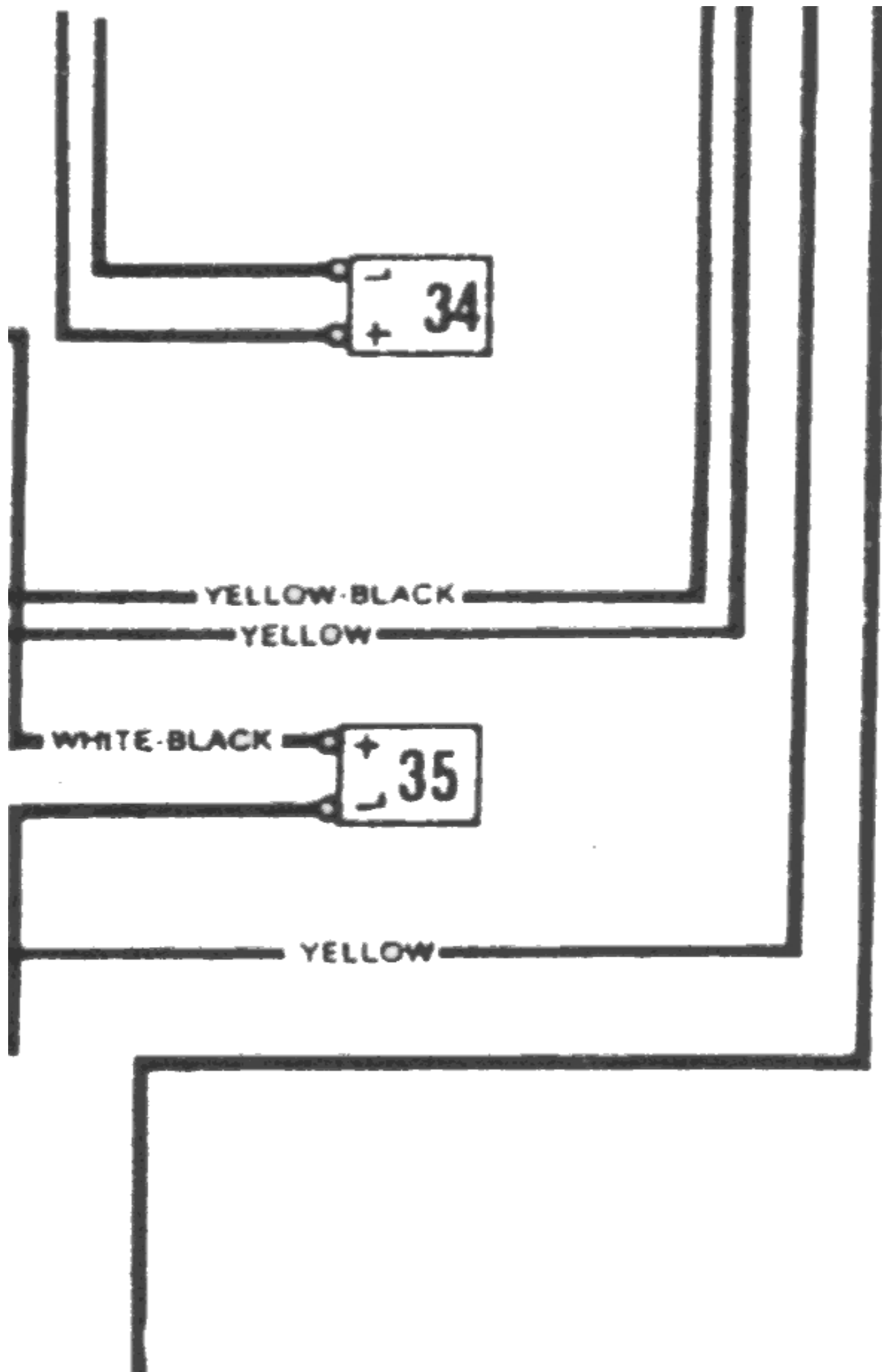


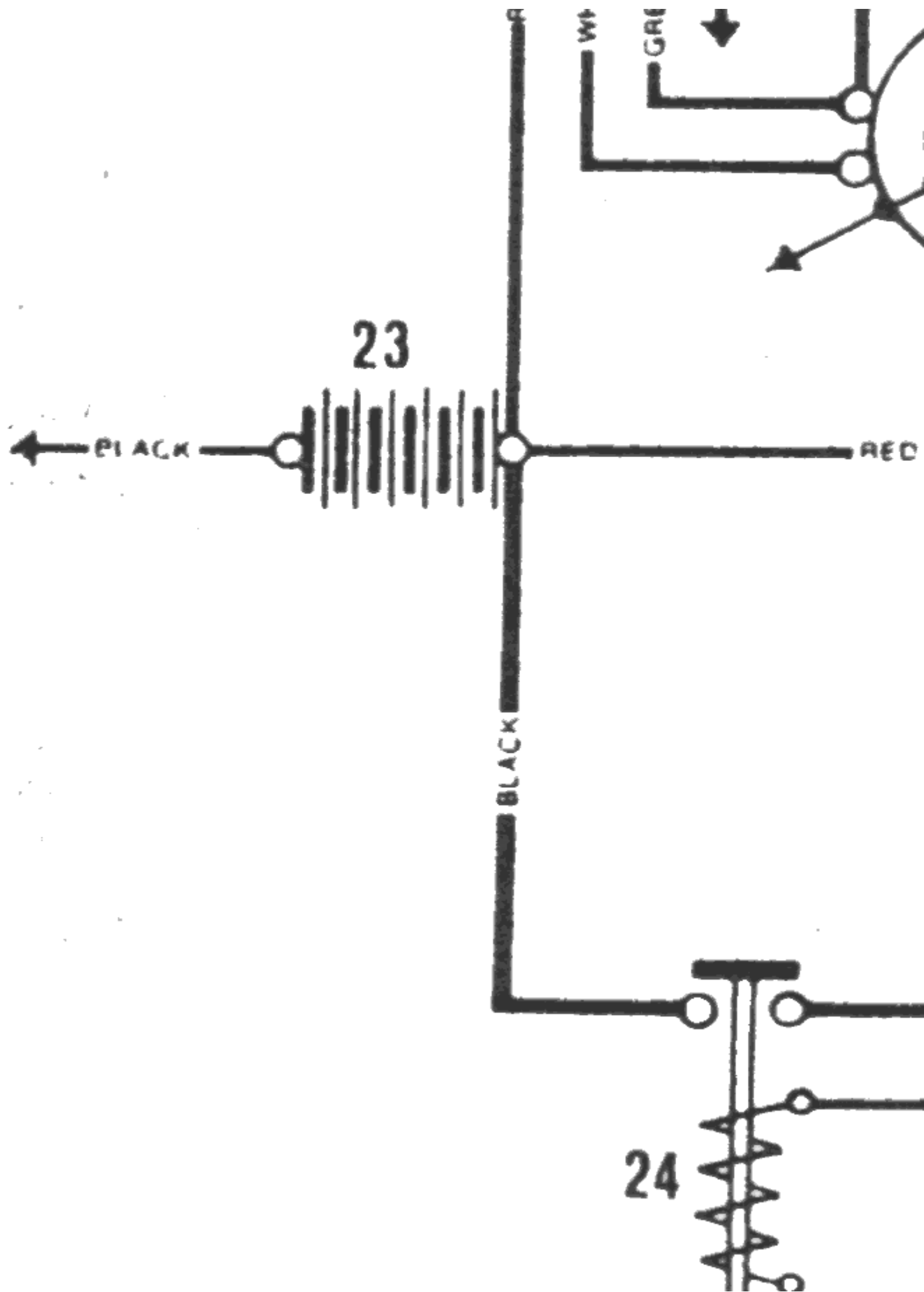


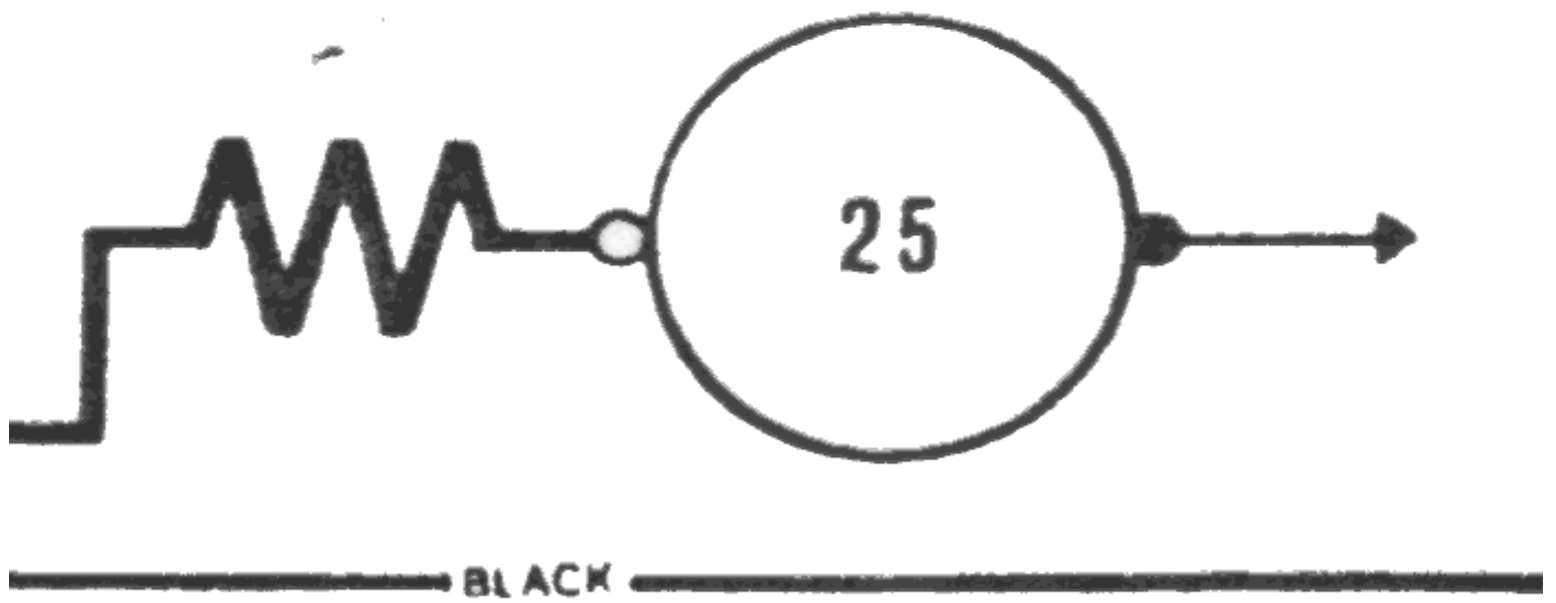
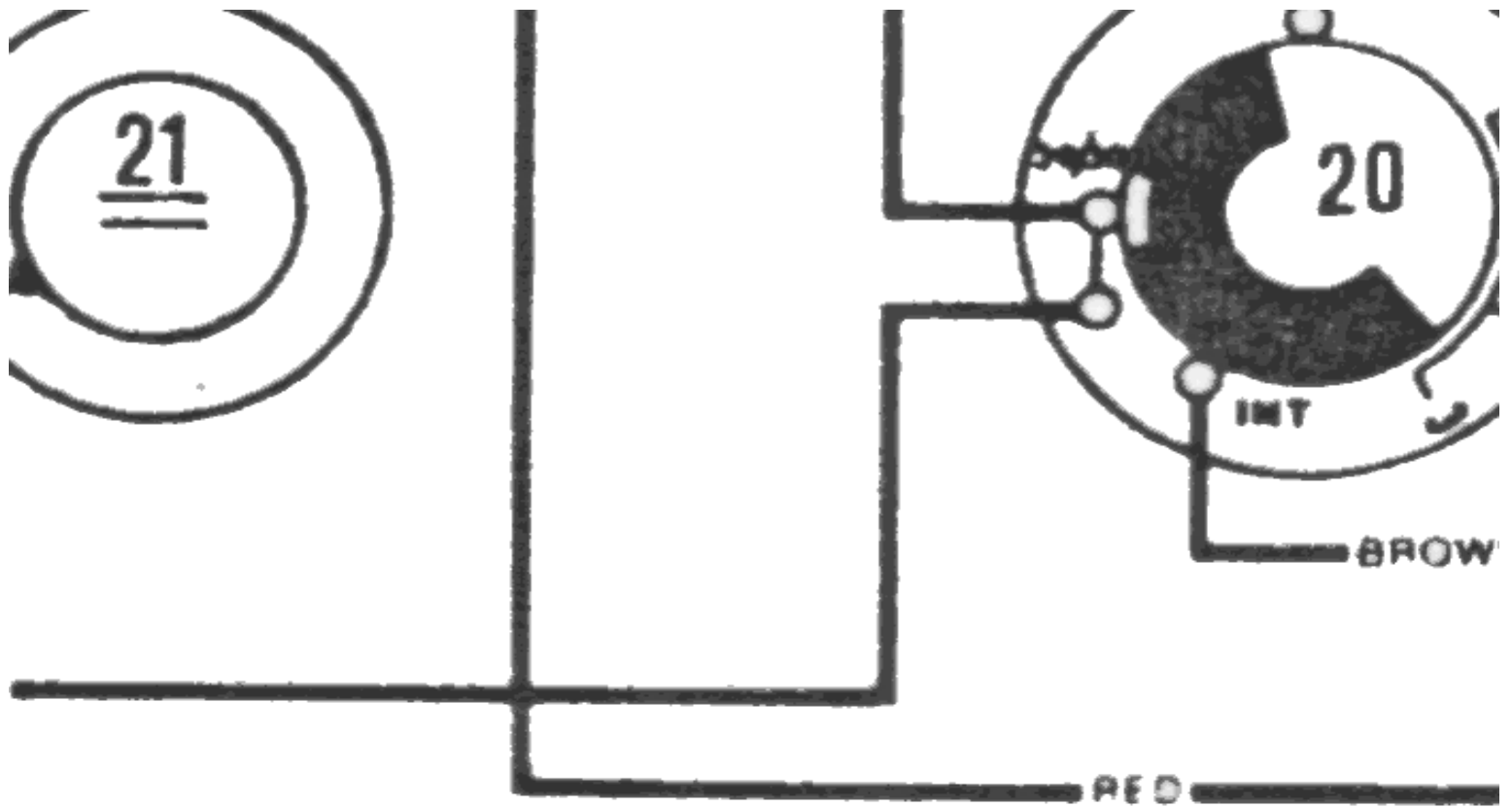


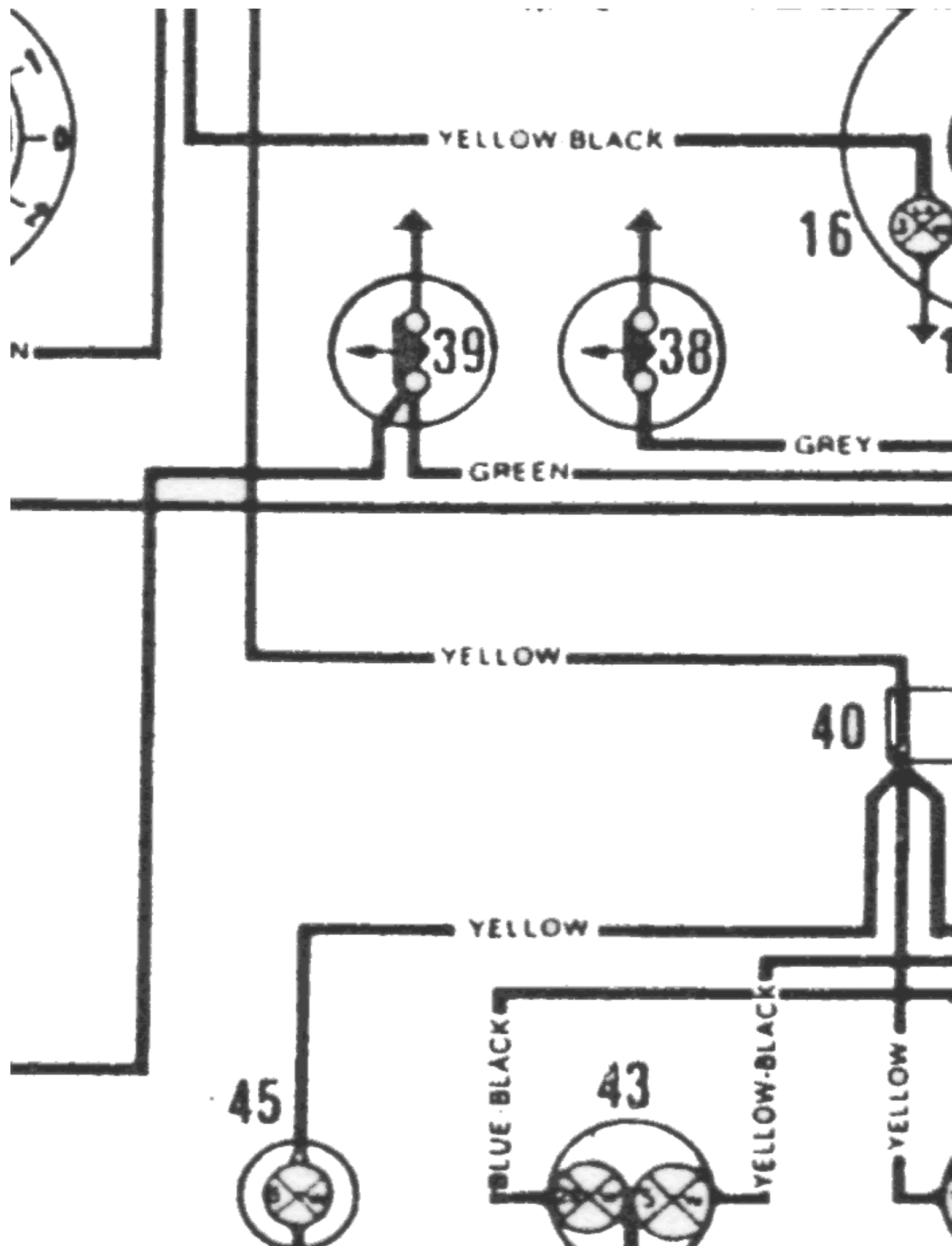


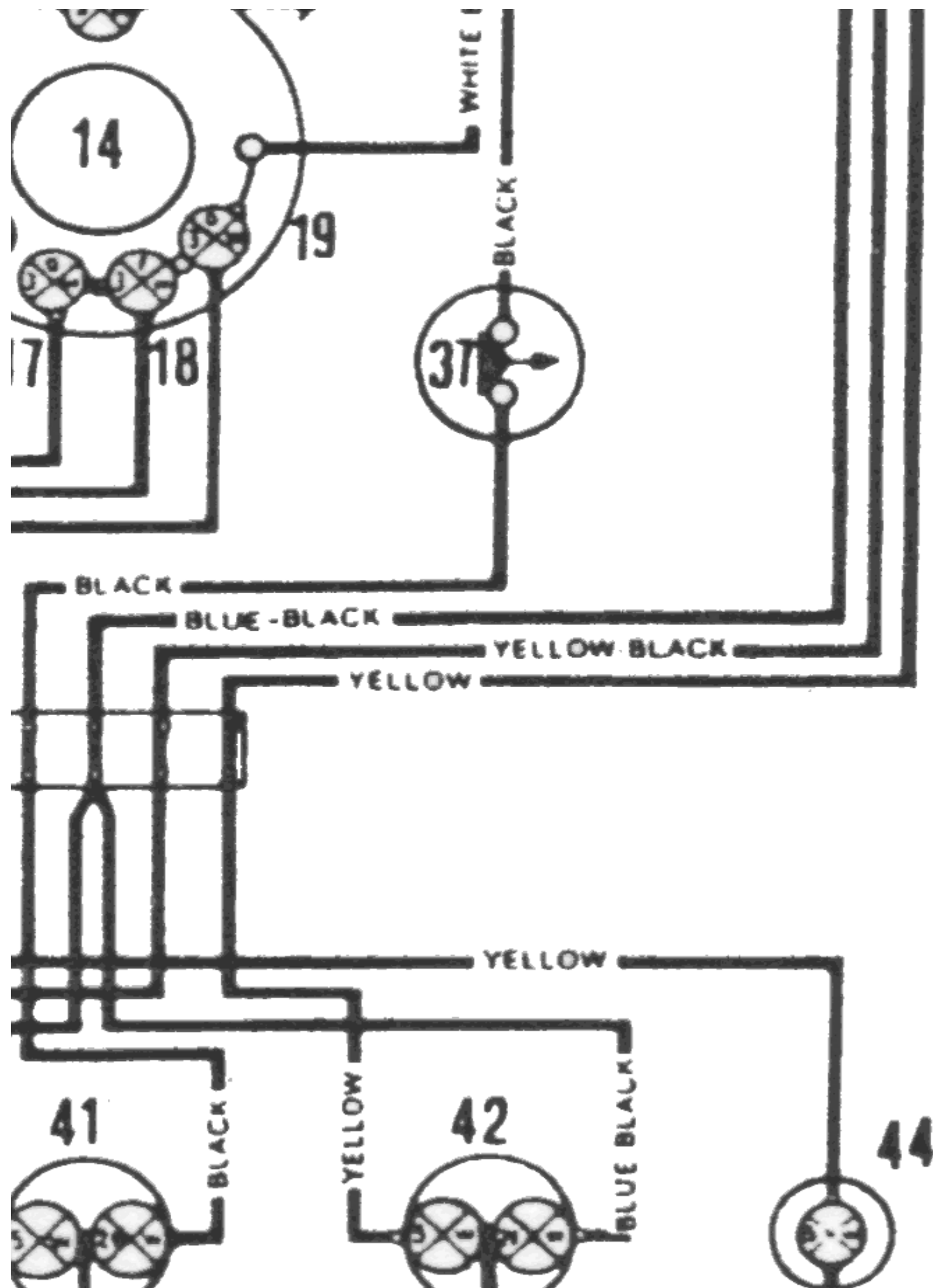














U
L

BROWN

Wiring d



liagram (V750 Police n



model)

